



Phonics Workshop

October 2022

What is phonics?

Phonics is a method of teaching reading and writing using sounds.

Once children know sounds they can begin to blend sounds together to read words.

At our school, all staff have been trained to follow Read Write Inc.

Why teach phonics?

- Letter-sound knowledge
- Decode text accurately
 - Develop fluency
- Improve pronunciation
- Develop awareness of alliteration
 - Write using sounds
 - Self-esteem

“Synthetic phonics offers the vast majority of young children the best and most direct route to becoming skilled readers and writers”

Sir Jim Rose, Rose Review of Reading 2006

Phonemes and graphemes

A **phoneme** is the smallest unit of sound in a word.
We use ***sound buttons*** or dots and dashes to show phonemes.

cat	mum	dad	play	chip	high
... _	_ . .	. _ _

A **grapheme** is a letter, or group of letters, that represent a sound.

Read Write Inc overview

Speed Sounds Set 1

m m	a a	s s	d d	t t
i i	n n	p p	g g	o o
c c	k k	u u	b b	f f
e e	l l	h h	sh sh	r r
j j	v v	y y	w w	th th
z z	ch ch	qu qu	x x	ng nk

Speed Sounds Set 2


ay may I play?	ee what can you see?	igh fly high	ow blow the snow	oo go to the zoo
oo look at a book	ar start the car	or shut the door	air that's not fair	ir whirl and twirl
ou shout it out	oy toy for a boy			

Speed Sounds Set 3

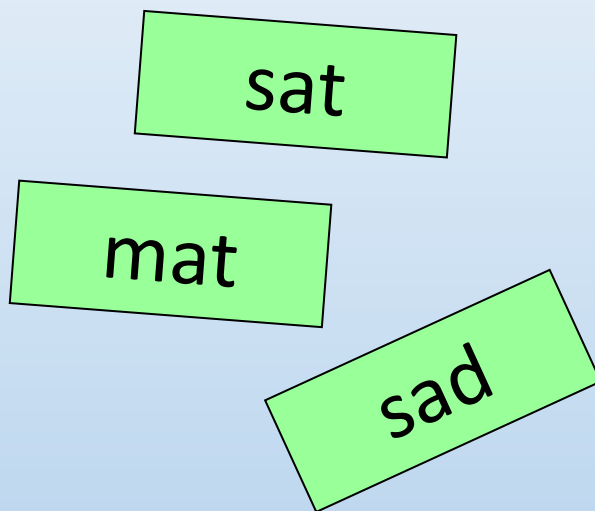
ea cup of tea	oi spoil the boy			
a-e make a cake	i-e nice smile	o-e phone home	u-e huge brute	aw yawn at dawn
are care and share	ur nurse with a purse	er a better letter	ow brown cow	ai snail in the rain
oa goat in a boat	ew chew the stew	ire fire, fire!	ear hear with your ear	ure sure it's pure

Remember pure sounds!

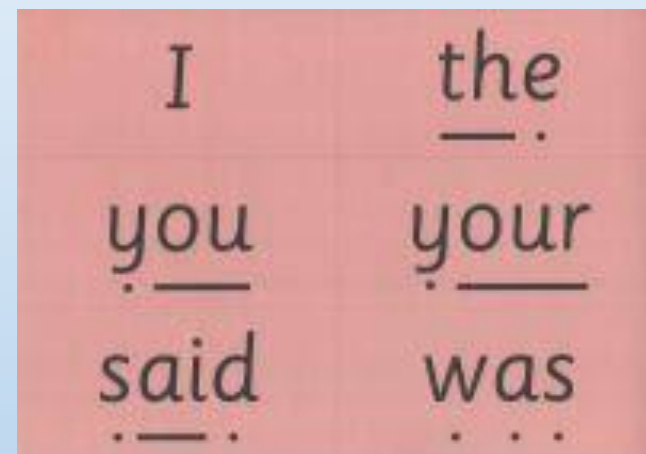
Read Write Inc: Reading



Sound cards
speedy sounds



Green words
'say the sounds'
'Fred in your head'
Speedy reading



Red words
'You can't Fred a red'

Read Write Inc: Writing



Hold up how fingers to show how many sounds

Fred Fingers - 'pinch the sounds'

Plot using sounds buttons

Repeat Fred Fingers to hear initial, middle, end one at a time

Say each sound/ touch each sound button and blend

Read Write Inc: At home

Flashcards – As we go along, any sounds that your child is not fully confident with when we do our weekly phonics assessments will be added. Children should recognise the ‘sound’ side confidently, using the ‘picture’ side as a prompt if they are unsure.

Blending cards – These will use the sounds we have learnt in class to make up decodable words to practice at home. Children can use the sound buttons to say the sounds then blend or merge the sounds to read the word. Next, try ‘Fred in your head’ using the other side of the card. Remember to mix up the order so your child isn’t simply remembering a list!

Sound books – Once we think your child is ready to move onto the next colour blending card, we will send home a decodable book. If your child can read the words at random, we will start to send home the next set of blending cards.

Picture books – Use the pictures to tell a story. Ask your child questions to help them predict, explain, sequence, recall etc to develop comprehension.

Phonics books – Once your child is able to decode CVC and VC words confidently and shows good understanding of stories they hear, we will start to send home books with a few words that your child can practice with you.

Oxford Owl will begin later in the year and all children will be sent log-in details

How can you help at home?

- Use pure sounds
- Fred Talk as part of daily life e.g. 'make your b-e-d' 'get in the b-a-th'
- Look for sounds in the environment
- Flashcards
- Blending cards
- Practice segmenting/ writing CVC and VC words – 'pinch the sounds'
- Remind your child to use RWI letter rhymes to form letters correctly
- RWI formation sheets
- Don't forget Phase 1 phonics – especially rhyme!
- Reading for pleasure
- **Read to your child - children need to hear books read aloud above their level to develop comprehension, vocabulary and expression**
- *Please ensure your child has their book bag with any flashcards, blending cards and books so that we can add and change regularly*

How can you help at home?

<http://www.ruthmiskin.com/en/parents/>

Read Write Inc parents page

<http://www.oxfordowl.co.uk/Reading/>

Free online reading library

www.phonicsbloom.com

Phase 1 Phonics games (rhyming, listening, sound discrimination)

Sounding out games - blending and segmenting

www.phonicsplay.co.uk

Free blending games